



# NPD122700

## AGM Deep Cycle Battery

### General Features

- Oxygen recombination technology: maintenance-free.
- The patent grid alloy: less gassing, low self-discharging.
- Special paste formula: additives for deep discharge, long cycle life.
- High quality AGM separator: extend cycle life and prevent micro short circuit.
- The patent Nano silica gel electrolytes: improve the deep discharge performance.
- Cast on strap (COS) welding technology for high consistency and reliability.
- ABS container: increase the strength of battery.



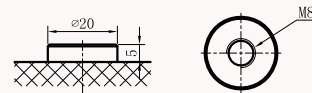
### Application

- Electric vehicle
- Lawn mowers
- Illumination light
- Wheelchairs
- Sweeper
- Electric toys
- Electric tools
- Golf trolley and golf cart

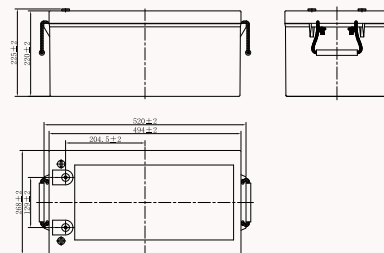
### Specification

Nominal Voltage	12V
Nominal Capacity	270Ah, C20@1.80Vpc, 25°C (77°F)
Dimension	Length 520mm (20.47inch)
	Width 268mm (10.55inch)
	Container Height 220mm (8.66inch)
	Total Height (With Terminal) 225mm (8.86inch)
Rated Capacity (25°C/77°F)	270Ah/(20Hr, 1.80V/cell)
	260Ah/ (10Hr, 1.80V/cell)
	224Ah/(5Hr, 1.75V/cell)
	203Ah/(3Hr, 1.75V/cell)
Weight	75Kg ±5% (165.35lbs)
	Terminal Female Copper Insert M8
Container Material	ABS
Operating Temp. Range	Discharge: -20 to +50°C(-4~122°F)
	Charge: -20 to +50°C(-4~122°F)
	Storage: -20 to +50°C(-4~122°F)
Capacity affected by Temperature	102% @ 40°C(104°F)
	100% @ 25°C(77°F)
	85% @ 0°C(32°F)
	65% @ -15°C(5°F)

### Terminal Unit:mm



### Dimension Unit:mm



This information is generally descriptive only and is not intended to make or imply any representation, guarantee or warranty with respect to any cells and batteries. Cell and Battery designs/specification are subject to modification without notice. Contact YHI Power for latest information.

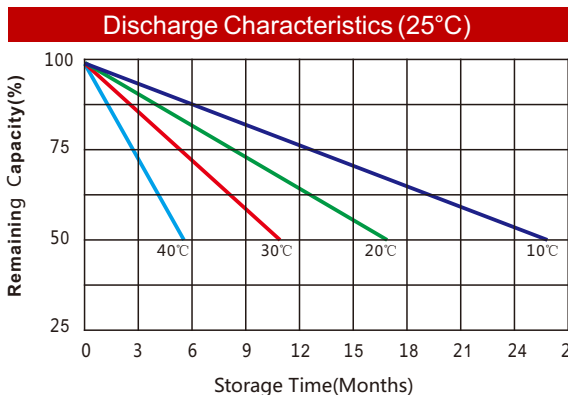
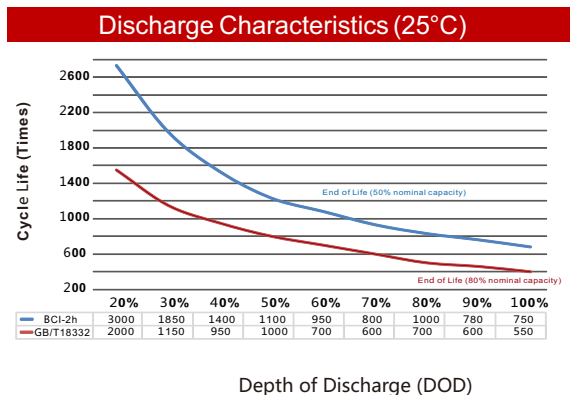
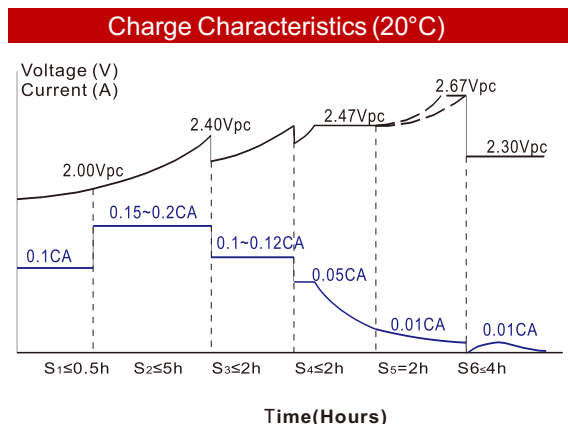
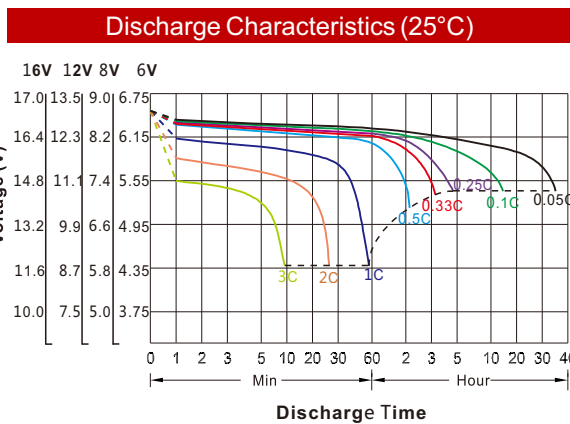
YHI POWER Pty. Ltd Melbourne Head Office: 20-22 Venture Way, Braeside, VIC 3195 Ph: 03 9588 1888 Web: yhipower.com.au

### Charge Performance

Constant Current Discharge Table (25°C/77°F) Unit: A														
F.V/Time	10min	15min	20min	30min	45min	1h	2h	3h	4h	5h	6h	8h	10h	20h
1.85V/cell	353.2	300.4	251.3	199.7	151.1	122.6	78.10	61.78	50.44	40.66	35.36	28.70	24.51	13.40
1.80V/cell	451.3	363.0	297.0	235.6	175.8	137.3	85.18	66.46	53.87	43.68	37.96	30.47	25.96	13.50
1.75V/cell	495.9	396.5	319.5	244.7	182.4	143.6	88.40	67.70	55.02	44.72	39.00	30.99	26.27	13.60
1.70V/cell	\	423.3	335.8	254.6	189.7	148.2	91.94	69.58	56.47	45.97	39.83	31.41	26.48	13.92
1.65V/cell	\	450.0	356.7	268.6	194.5	153.2	94.43	72.49	58.45	47.22	40.66	31.93	27.00	14.02
1.60V/cell	\	481.3	380.0	283.6	202.7	158.6	97.66	74.78	60.32	48.78	41.60	32.24	27.31	14.12

Constant Power Discharge Table (25°C/77°F) Unit: W														
F.V/Time	10min	15min	20min	30min	45min	1h	2h	3h	4h	5h	6h	8h	10h	20h
1.85V/cell	652.5	560.5	473.6	380.6	290.5	238.7	153.1	121.5	99.5	80.4	70.2	57.2	49.0	26.8
1.80V/cell	823.8	668.1	551.6	442.3	335.3	266.0	165.9	130.0	105.7	86.0	75.1	60.6	51.9	27.0
1.75V/cell	890.7	720.8	587.7	455.3	344.6	277.0	171.5	131.9	107.7	88.0	76.9	61.4	52.3	27.2
1.70V/cell	\	758.8	613.0	471.2	357.0	284.8	177.9	135.3	110.4	90.0	78.3	62.3	52.8	27.7
1.65V/cell	\	800.7	646.4	493.1	362.7	292.2	181.9	140.4	113.7	92.2	79.8	63.1	53.8	28.0
1.60V/cell	\	842.2	681.0	516.9	375.9	301.0	187.0	144.1	116.9	94.9	81.3	63.5	54.3	28.1

### Performance Curve



This information is generally descriptive only and is not intended to make or imply any representation, guarantee or warranty with respect to any cells and batteries. Cell and Battery designs/specification are subject to modification without notice. Contact YHI Power for latest information.