



NPD62250

AGM Deep Cycle Battery

General Features

- Oxygen recombination technology: maintenance-free.
- The patent grid alloy: less gassing, low self-discharging.
- Special paste formula: additives for deep discharge, long cycle life.
- High quality AGM separator: extend cycle life and prevent micro short circuit.
- The patent Nano silica gel electrolytes: improve the deep discharge performance.
- Cast on strap (COS) welding technology for high consistency and reliability.
- ABS container: increase the strength of battery.



Application

- Electric vehicle
- Lawn mowers
- Illumination light
- Wheelchairs
- Sweeper
- Electric toys
- Electric tools
- Golf trolley and golf cart

Specification

Nominal Voltage	6V
Nominal Capacity	225Ah ,C20@1.80Vpc, 25°C(77°F)
Dimension	Length 260mm(10.24 inch)
	Width 180mm(7.09 inch)
	Container Height 247mm(9.72 inch)
	Total Height (With Terminal) 252mm(9.92 inch)
Rated Capacity (25°C/77°F)	225Ah/(20Hr, 1.80V/cell)
	216Ah/ (10Hr, 1.80V/cell)
	191Ah/(5Hr, 1.75V/cell)
	183Ah/(3Hr, 1.75V/cell)
Weight	156Ah/(1Hr, 1.70V/cell)
	30Kg ±5% (134.48lbs)
	Terminal
Container Material	ABS
Operating Temp. Range	Discharge: -20 to +50°C(-4~122°F)
	Charge: -20 to +50°C(-4~122°F)
	Storage: -20 to +50°C(-4~122°F)
Capacity affected by Temperature	102% @ 40°C(104°F)
	100% @ 25°C(77°F)
	85% @ 0°C(32°F)
	65% @ -15°C(5°F)

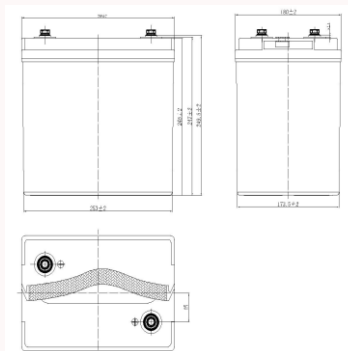
Terminal

Unit:mm



Dimension

Unit:mm



This information is generally descriptive only and is not intended to make or imply any representation, guarantee or warranty with respect to any cells and batteries. Cell and Battery designs/specification are subject to modification without notice. Contact YHI Power for latest information.

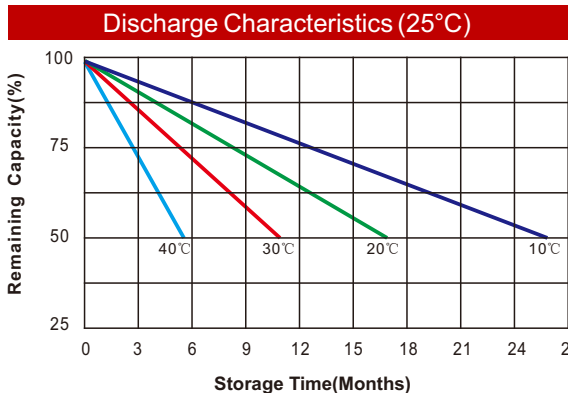
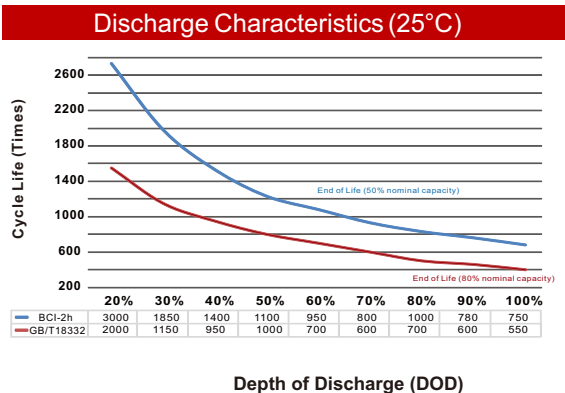
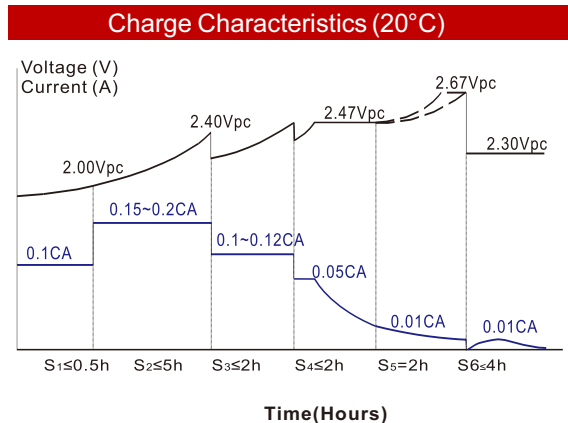
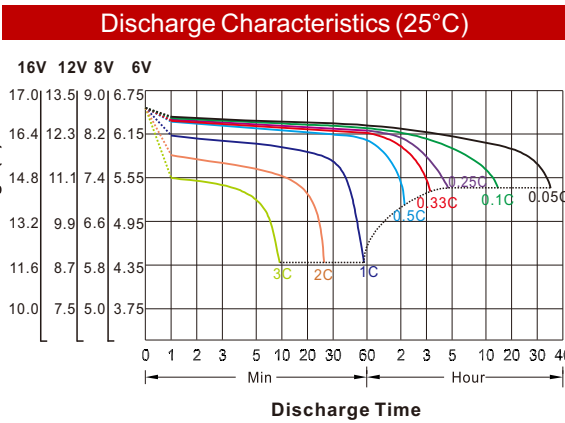
YHI POWER Pty. Ltd Melbourne Head Office: 20-22 Venture Way, Braeside, VIC 3195 Ph: 03 9588 1888 Web: yhipower.com.au

Charge Performance

Constant Current Discharge Table (25°C/77°F) Unit: A															
F.V/Time	5min	10min	15min	20min	30min	45min	1h	2h	3h	4h	5h	6h	8h	10h	20h
1.85V/cell	712.8	486.0	413.9	340.2	250.1	178.6	141.5	84.6	58.0	44.2	36.1	30.46	23.81	20.93	11.06
1.80V/cell	769.8	506.7	424.2	348.6	258.3	183.2	145.6	86.5	59.4	45.2	36.9	31.21	24.49	21.60	11.23
1.75V/cell	813.9	530.1	435.5	357.0	266.1	190.7	151.2	88.9	61.0	46.5	38.2	32.33	25.22	22.06	11.39
1.70V/cell	837.2	543.0	450.1	366.1	272.6	195.6	156.2	91.0	62.3	47.8	39.2	33.19	26.11	22.52	11.56
1.65V/cell	852.8	559.9	460.5	375.2	278.6	201.9	161.8	93.1	64.0	49.0	40.2	34.13	26.73	22.91	11.77
1.60V/cell	874.8	583.2	476.9	387.5	286.0	207.4	165.0	95.9	66.0	50.7	41.3	34.99	27.38	23.44	11.97

Constant Power Discharge Table (25°C/77°F) Unit: W															
F.V/Time	5min	10min	15min	20min	30min	45min	1h	2h	3h	4h	5h	6h	8h	10h	20h
1.85V/cell	1327.4	912.3	782.7	651.2	483.6	348.2	277.00	166.7	114.8	87.8	71.9	60.79	47.62	41.93	22.20
1.80V/cell	1414.5	938.5	793.6	659.7	493.9	354.3	283.60	169.6	117.1	89.5	73.1	62.09	48.81	43.14	22.47
1.75V/cell	1460.1	964.0	803.6	668.9	504.5	366.3	292.8	173.5	119.8	91.7	75.5	64.08	50.12	43.95	22.74
1.70V/cell	1464.3	969.2	821.7	678.8	512.8	373.5	301.4	177.1	121.9	94.0	77.4	65.62	51.80	44.83	23.07
1.65V/cell	1469.8	988.7	831.9	692.1	520.7	383.9	311.0	180.4	124.9	96.0	79.0	67.29	52.91	45.52	23.45
1.60V/cell	1473.4	1003.8	847.2	705.2	530.1	390.9	314.5	184.4	127.9	98.6	80.7	68.77	54.04	46.46	23.78

Performance Curve



This information is generally descriptive only and is not intended to make or imply any representation, guarantee or warranty with respect to any cells and batteries. Cell and Battery designs/specification are subject to modification without notice. Contact YHI Power for latest information.