



Applications

- > Electric vehicle / Golf trolley and golf cart
- > Lawn mowers / Wheelchairs
- > Electric toys/ Electric tools
- > Lawn mowers / Sweeper
- > illumination light
- > Other general purpose

Specification

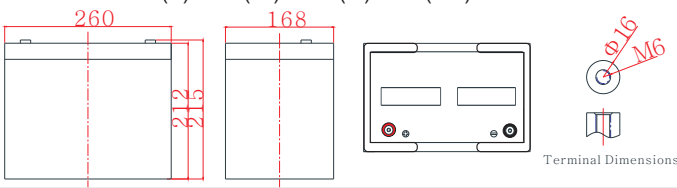
Nominal Voltage	12V
Nominal Capacity	90Ah
Design life	10 years
Terminal	M6
Approx. Weight	Approx 26.4kg (58.2lbs)
Container Material	ABS
Rated Capacity	90.0Ah 20Hour Rate (4.50A to 10.5V)
	69.0Ah 3Hour Rate (23.0A to 10.5V)
	57.2Ah 1Hour Rate (57.2A to 9.60V)
Internal resistance	Full charged at 25°C: 6.2 mΩ
Max. Discharge Current	960A(5S)
Operating Temperature	Discharge: -40 ~60°C(-40~ 140°F)
	Charge: -20 ~50°C(-4~ 122°F)
	Storage: -20 ~50°C(-4~ 122°F)
Charge current:	Max. 21.3A ; Recom.8.5A
Charge Method (25 °C)	Float Charge:13.5-13.8V,recom.13.5V(-18mV/ °C)
	Equalize charge:13.8-14.1V,recom.14.1V(-24mV/ °C)
	Cycle charge:14.4-15.0V,recom.14.4V(-30mV/ °C)
Self discharge	3% of capacity declined per month at 25°C

General Features

- > Nanosilica colloidal electrolyte and high tin positive plate alloy design to enhance battery performance
- > Relatively rich electrolyte, high temperature and low temperature performance is superior
- > Long cycle life, excellent deep cycle discharge ability
- > Excellent charge acceptance ability
- > Precision sealing technology
- > Long life



Dimension:260(L)×168(W) ×212(H)×215(TH) Unit: mm



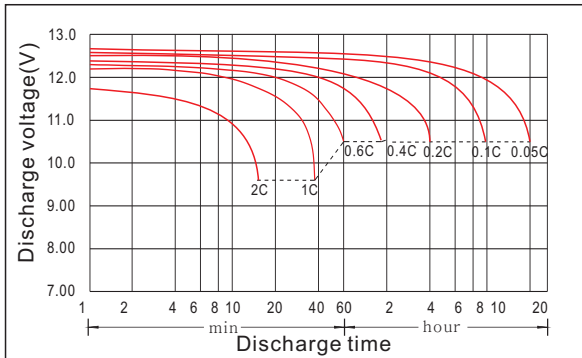
Constant Current Discharge Characteristics Unit: A (25°C, 77°F)

FV/Time	15min	30min	1h	2h	3h	5h	8h	10h	20h
1.60V	161	97.9	57.2	32.8	23.8	16.0	10.5	8.84	4.64
1.65V	156	96.2	56.9	32.7	23.6	15.8	10.4	8.76	4.62
1.70V	153	94.5	56.5	32.4	23.2	15.7	10.3	8.67	4.59
1.75V	148	93.7	55.6	31.9	23.0	15.5	10.2	8.59	4.50
1.80V	138	89.6	54.2	31.3	22.8	15.1	10.2	8.50	4.48
1.85V	123	81.8	50.2	29.7	21.5	14.3	9.74	8.25	4.47

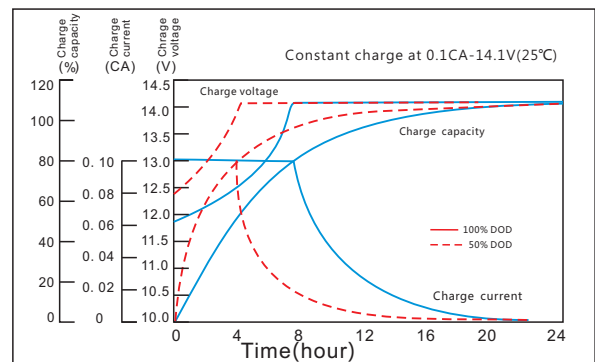
Constant Power Discharge Characteristics Unit: W/cell (25°C, 77°F)

FV/Time	15min	30min	1h	2h	3h	5h	8h	10h	20h
1.60V	283	177	108	62.1	45.3	30.3	20.4	17.0	9.18
1.65V	278	175	107	61.9	44.7	30.2	20.2	16.8	9.14
1.70V	275	175	107	61.6	44.5	29.9	20.2	16.7	9.10
1.75V	273	175	106	61.3	44.2	29.7	20.0	16.5	9.05
1.80V	259	170	105	61.1	44.1	29.4	19.8	16.3	9.01
1.85V	231	156	97.4	58.4	41.9	28.1	19.1	16.1	8.93

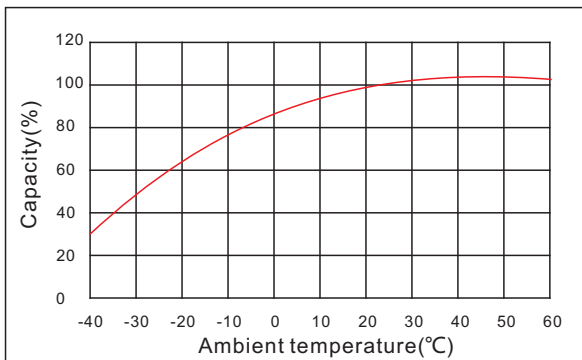
Discharge characteristic



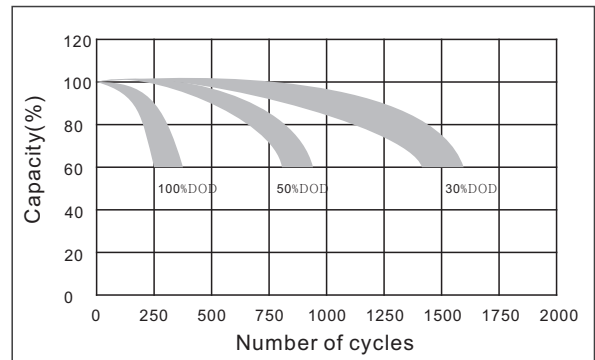
Charging characteristic



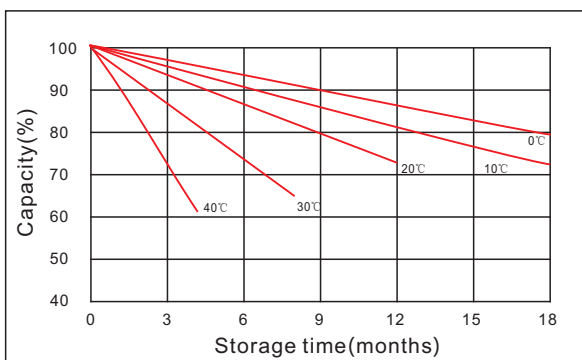
The effect of temperature on capacity



The effect of discharge depth on cycle life



Curves of self-discharge



Curves of open circuit voltage vs. capacity

