

80D26RX

DATA SHEET



Case : **Black**
Cover : **Black**
Handle : **Black**


PERFORMANCE

Nominal Voltage [V] : **12**
Capacity [Ah] : **71**
Reserve Capacity [min] : **120**
Cold Cranking Amps (SAE) [A] : **680**

DIMENSIONS AND WEIGHT

Length [mm] (± 1.5) : **260**
Width [mm] (± 1.5) : **172**
Height [mm] (± 1.5) : **200**
Total Height [mm] (± 1.5) : **221**
Battery Weight [kg] (± 0.5) : **17.5**

Terminal Layout / Polarity

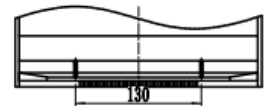


Terminal Type

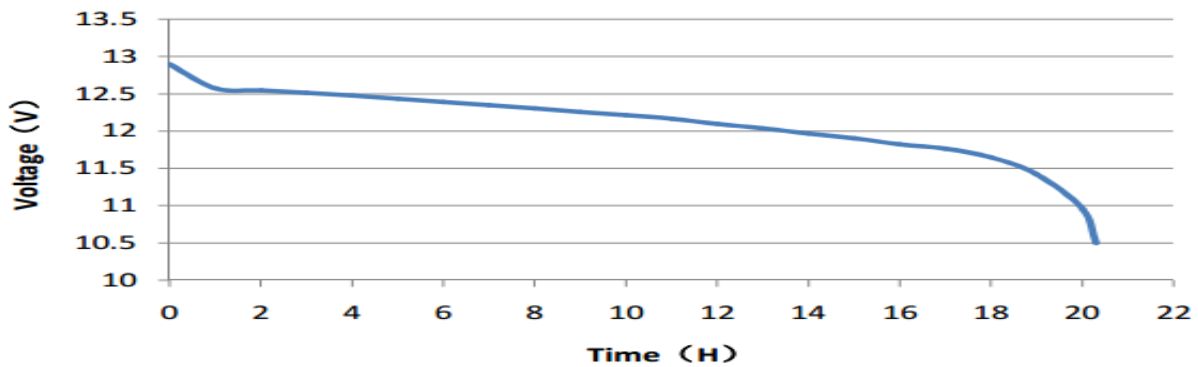


Base Hold Down

B 15



20HR Capacity Test Graph



Cold Cranking Test Graph (-18°C, 680CCA)

