



Case : Black
 Cover : Black
 Handle : Black


PERFORMANCE

| | |
|--------------------------------|-----|
| Nominal Voltage [V] : | 12 |
| Capacity [Ah] : | 45 |
| Reserve Capacity [min] : | 70 |
| Cold Cranking Amps (SAE) [A] : | 400 |
| EN : | |

DIMENSIONS AND WEIGHT

| | |
|--------------------------------------|------|
| Length [mm] (± 1.5) : | 237 |
| Width [mm] (± 1.5) : | 128 |
| Height [mm] (± 1.5) : | 220 |
| Battery Weight [kg] (± 0.75) : | 12.9 |

Terminal Layout / Polarity

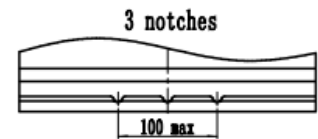


Terminal Type

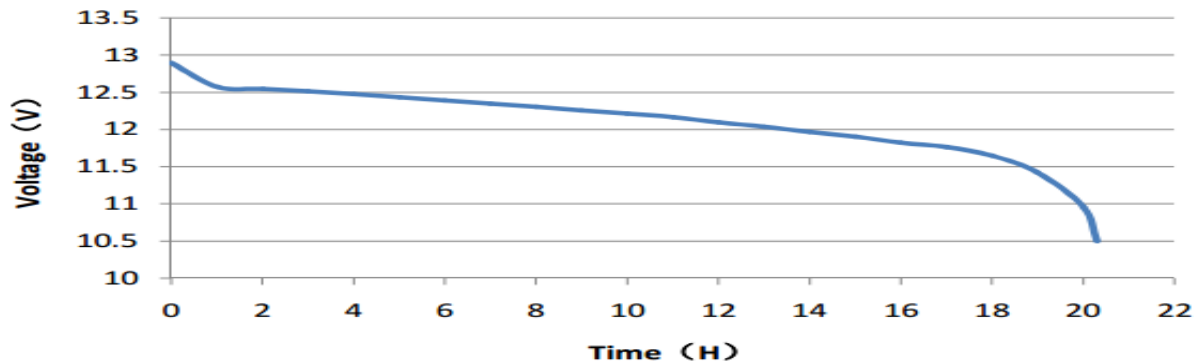


Base Hold Down

B 01



20HR Capacity Test Graph



Cold Cranking Test Graph (-18°C, 850CCA)

