

DC31

DATA SHEET



Case : Black
Cover : Black
Handle : Black


PERFORMANCE

Nominal Voltage [V] :	12
Capacity [Ah] :	120
Reserve Capacity [min] :	213
Cold Cranking Amps (SAE) [A] :	/

DIMENSIONS AND WEIGHT

Length [mm] (± 1.5) :	330
Width [mm] (± 1.5) :	174
Height [mm] (± 1.5) :	219
Total Height [mm] (± 1.5) :	245
Battery Weight [kg] (± 0.5) :	27.2

Terminal Layout / Polarity

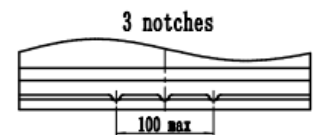


Terminal Type

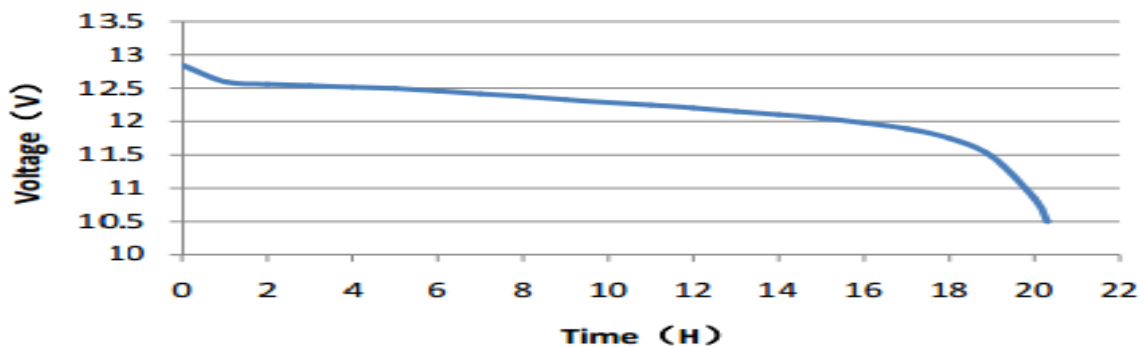


Base Hold Down

B 01



20HR Capacity Test Graph



Cold Cranking Test Graph (-18°C, 800CCA)

