

# EFB 80D26L

# DATA SHEET



Case : Black  
 Cover : Black  
 Handle : Black


### PERFORMANCE

Nominal Voltage [V] :	12
Capacity [Ah] :	75
Reserve Capacity [min] :	127
Cold Cranking Amps (SAE) [A] :	680
EN :	625

### DIMENSIONS AND WEIGHT

Length [mm] ( $\pm 1.5$ ) :	260
Width [mm] ( $\pm 1.5$ ) :	172
Height [mm] ( $\pm 1.5$ ) :	200
Total Height [mm] ( $\pm 1.5$ ) :	221
Battery Weight [kg] ( $\pm 0.75$ ) :	20.9

### Terminal Layout / Polarity

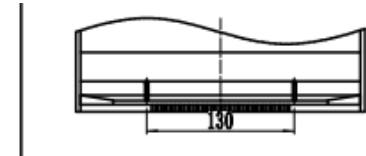


### Terminal Type

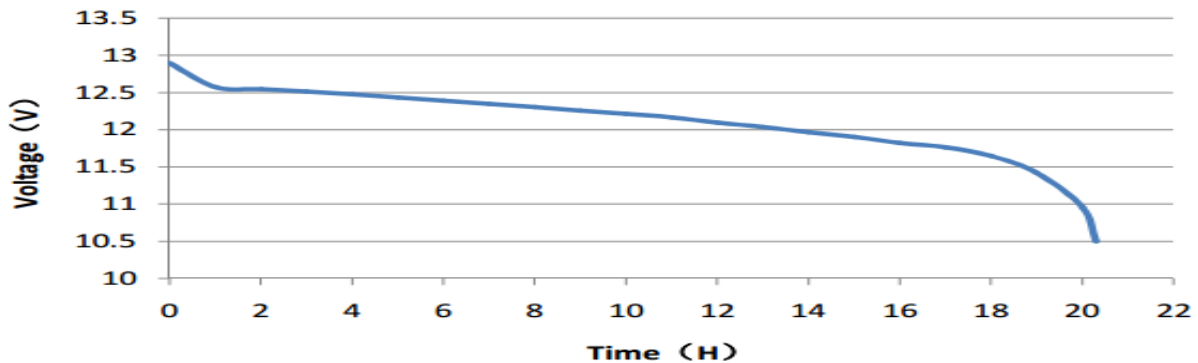


### Base Hold Down

B 15



### 20HR Capacity Test Graph



### Cold Cranking Test Graph (-18°C, 680CCA)

