

# K38B19R

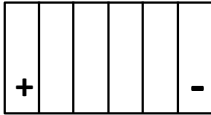
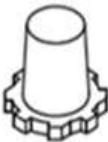

# DATA SHEET



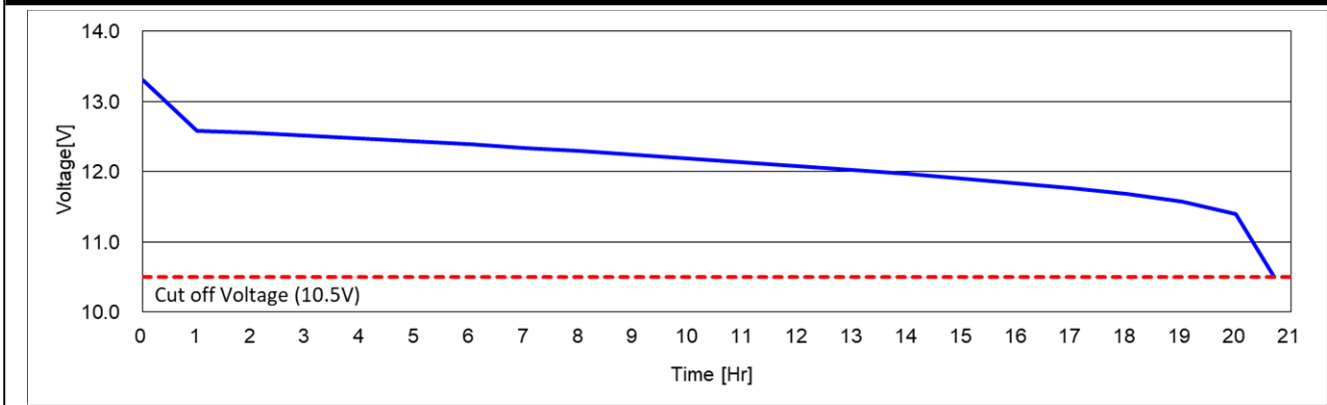
Case :	Black
Cover :	Black
Handle :	Black

PERFORMANCE	
Nominal Voltage [V] :	12
20HR Capacity [Ah] :	38
Reserve Capacity [min] :	55
Cold Cranking Amps (SAE) [A] :	340

DIMENSIONS AND WEIGHT	
Length [mm] ( $\pm 2$ ) :	187
Width [mm] ( $\pm 2$ ) :	127
Height [mm] ( $\pm 3$ ) :	200
Total Height [mm] ( $\pm 3$ ) :	222
Battery Weight [kg] ( $\pm 3\%$ ) :	9.2

Terminal Layout / Polarity	Terminal Type	Base Hold Down
	Small 	B0 

20HR Capacity Test Graph



Cold Cranking Test Graph (-18°C, Icc 340A)

