

K50D20L

DATA SHEET



Case : Black
 Cover : Black
 Handle : Black

PERFORMANCE

Nominal Voltage [V] :	12
20HR Capacity [Ah] :	50
Reserve Capacity [min] :	80
Cold Cranking Amps (SAE) [A] :	450

DIMENSIONS AND WEIGHT

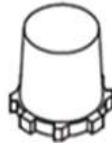
Length [mm] (±2) :	200
Width [mm] (±2) :	172
Height [mm] (±3) :	200
Total Height [mm] (±3) :	220
Battery Weight [kg] (±3%) :	12.8

Terminal Layout / Polarity



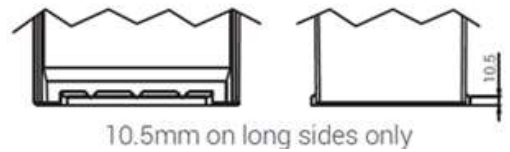
Terminal Type

Standard

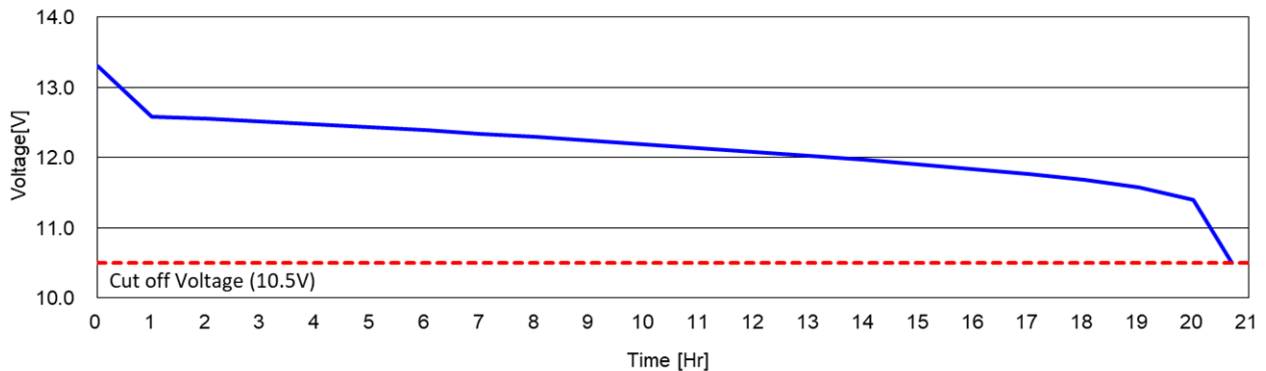


Base Hold Down

B1



20HR Capacity Test Graph



Cold Cranking Test Graph (-18°C, Icc 450A)

