

# KU1-250

# DATA SHEET



Case : Black  
 Cover : Black  
 Handle : Black

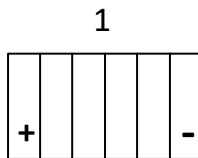
### PERFORMANCE

Nominal Voltage [V] :	12
20HR Capacity [Ah] :	19
Reserve Capacity [min] :	25
Cold Cranking Amps (SAE) [A] :	250

### DIMENSIONS AND WEIGHT

Length [mm] (±2) :	195
Width [mm] (±2) :	130
Height [mm] (±3) :	160
Total Height [mm] (±3) :	183
Battery Weight [kg] (±3%) :	7.5

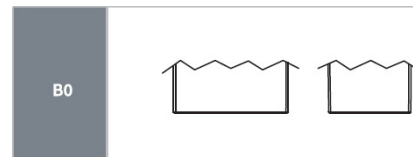
### Terminal Layout / Polarity



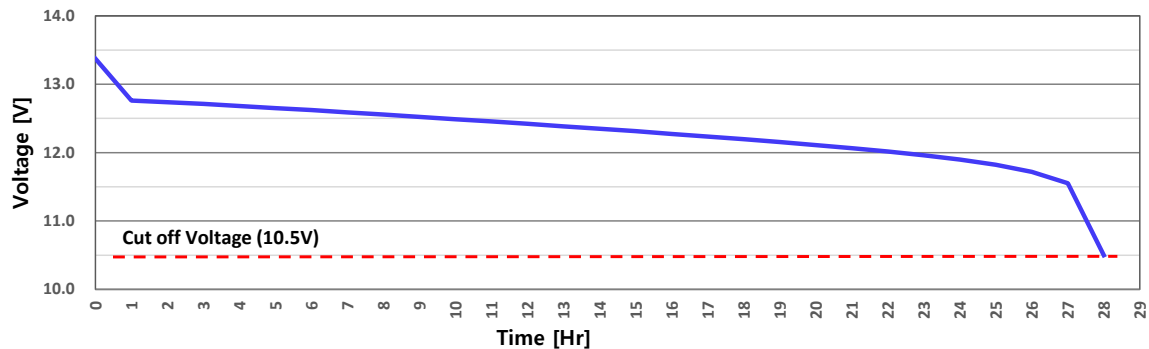
### Terminal Type



### Base Hold Down



### 20HR Capacity Test Graph



### Cold Cranking Test Graph (-18 °C, Icc 250A)

