



Applications

- > Electric vehicle / Golf trolley and golf cart
- > Lawn mowers / Wheelchairs
- > Electric toys/ Electric tools
- > Lawn mowers / Sweeper
- > illumination light
- > Other general purpose

Specification

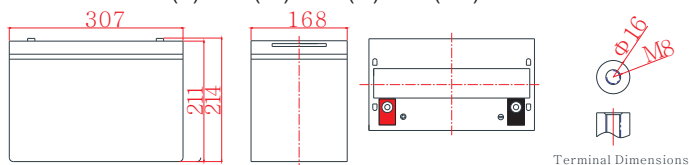
Nominal Voltage	12V
Nominal Capacity	105Ah
Design life	10 years
Terminal	M8
Approx. Weight	Approx 30.2kg (66.58lbs)
Container Material	ABS
Rated Capacity	105Ah 20Hour Rate (5.25A to 10.5V)
	81.0Ah 3Hour Rate (27.0A to 10.5V)
	60.2Ah 1Hour Rate (60.2A to 9.60V)
Internal resistance	Full charged at 25°C: 5.0 mΩ
Max. Discharge Current	1260A(5S)
Operating Temperature	Discharge: -40 ~60°C(-40~ 140°F)
	Charge: -20 ~50°C(-4~ 122°F)
	Storage: -20 ~50°C(-4~ 122°F)
Charge current:	Max. 23.8A ; Recom.9.5A
Charge Method (25 °C)	Float Charge: 13.5-13.8V, recom. 13.5V(-18mV/ °C)
	Equalize charge: 13.8-14.1V, recom. 14.1V(-24mV/ °C)
	Cycle charge: 14.4-15.0V, recom. 14.4V(-30mV/ °C)
Self discharge	3% of capacity declined per month at 25°C

General Features

- > Nanosilica colloidal electrolyte and high tin positive plate alloy design to enhance battery performance
- > Relatively rich electrolyte, high temperature and low temperature performance is superior
- > Long cycle life, excellent deep cycle discharge ability
- > Excellent charge acceptance ability
- > Precision sealing technology
- > Long life



Dimension: 307(L)×168(W)×211(H)×214(TH) Unit: mm



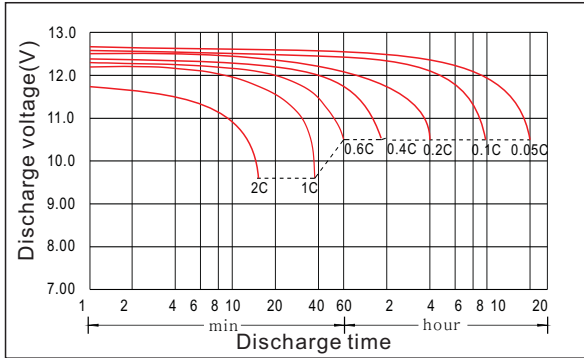
Constant Current Discharge Characteristics Unit: A (25°C, 77°F)

FV/Time	15min	30min	1h	2h	3h	5h	8h	10h	20h
1.60V	201	132	68.7	39.3	28.7	19.5	12.9	10.5	5.57
1.65V	184	125	64.6	37.8	27.9	19.1	12.7	10.3	5.49
1.70V	172	121	62.2	37.0	27.5	18.9	12.5	10.1	5.37
1.75V	160	118	60.2	36.2	27.0	18.1	12.2	9.89	5.25
1.80V	149	114	58.2	35.2	25.6	17.4	11.8	9.77	5.05
1.85V	137	110	56.2	34.0	24.3	16.7	11.5	9.65	4.93

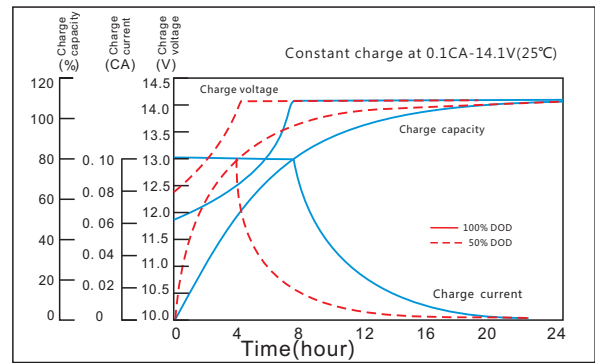
Constant Power Discharge Characteristics Unit: W/cell (25°C, 77°F)

FV/Time	15min	30min	1h	2h	3h	5h	8h	10h	20h
1.60V	368	222	126	73.5	54.1	37.0	24.3	20.3	11.1
1.65V	344	220	118	70.7	52.5	36.1	23.9	19.9	10.7
1.70V	329	221	114	69.5	51.7	35.1	23.7	19.7	10.7
1.75V	318	219	111	67.8	51.3	34.5	22.7	19.3	10.5
1.80V	304	216	109	67.4	49.7	33.7	22.0	18.9	10.4
1.85V	290	213	107	67.0	49.2	33.0	21.3	18.2	10.2

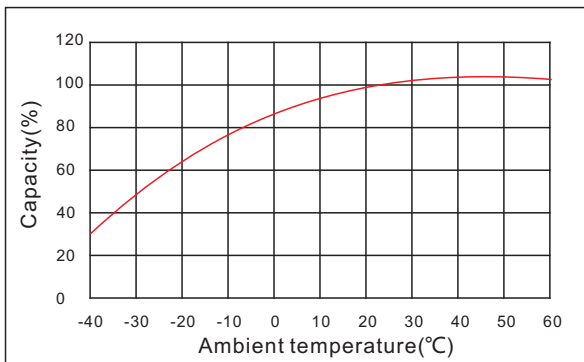
Discharge characteristic



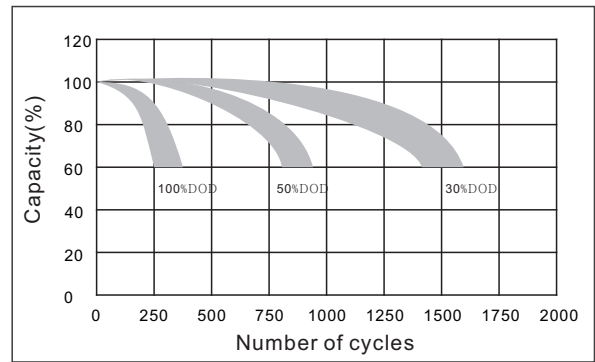
Charging characteristic



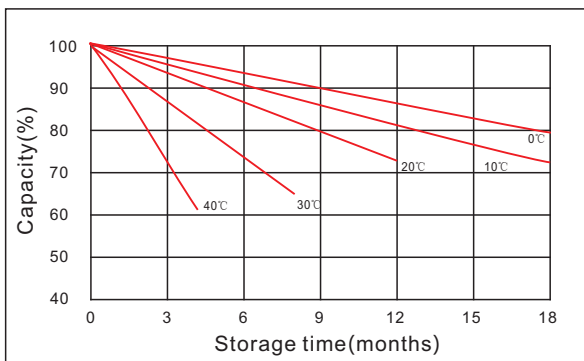
The effect of temperature on capacity



The effect of discharge depth on cycle life



Curves of self-discharge



Curves of open circuit voltage vs. capacity

