

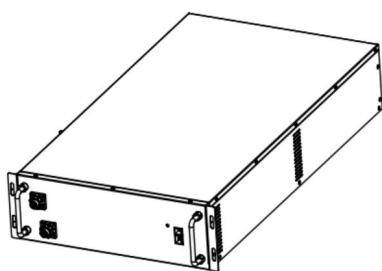
## Overview

Vision Technology provides safe LiFePO4 battery solutions for UPS and Energy storage system. This battery system serves for UPS and Energy storage system with perfect compatibility and safe long cycle life.

## Features

- Internal cell balancing ,Passive equalization , the maximum equalization current up to 200mA;
- High-precision cell voltage and temperature acquisition:  $\pm 3\text{mv}$ ,  $\pm 1\text{C}$ ;
- Automatic circulation control and automatic, easy to realize parallel machine use;
- Fire extinguision device in the module, 7\*24H all-weather fire;
- IBB integrated bus design in the module realizes the cell string without screws and cables;
- Full state management, 100% real-time cell management and functional device control;
- High-precision leakage detection to prevent insulation failure and ensure system reliability.

## Module Preview



Module 51.2V200Ah

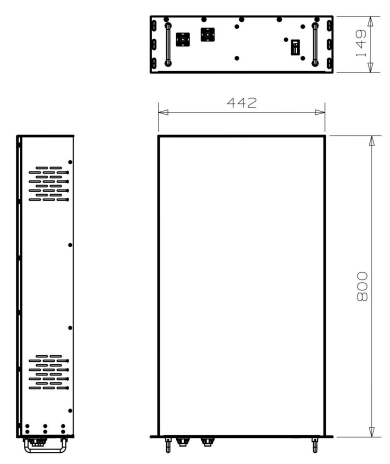
## Performance Data

Time(h)	1	1.5	2	3	4
Constant Power(kw)	67.2	44.8	34.3	22.75	17.15
Constant Current(A)	200	150	100	75	70


## Rack Specification

Voltage Range(V)	313.6~386.4
Cell	3.2V100Ah
Series & Parallels	112S2P
Rated Voltage(V)	358.4
Rated Capacity(Ah)	200
Rated Energy(KWh)	71.68
Recommended Charging Current(A)	40~100
Discharge cut-off Voltage(V)	313.6
Charge Voltage(V)	380.8 ~ 386.4
Cycle Life(@25°C ,0.5C/0.5C,100%DOD)	> 2000
Short-circuit Current(< 10ms)	Approx.7000
System Dimension(W* D* H)	(600*1000*2000) mm
Total Weight(Kg)	Approx. 760
Internal Resistance Fully Charged@ 25°C	$\leq 56 \text{ m}\Omega$
Thermal Management	Air Cooling
Charge Temperature	0 ~ 50 °C
Discharge Temperature	-20 ~ 65°C
Operating Humidity	< 95%R.H.
Communication	CAN/RS485/TCP
System Parallels	$\leq 15(\text{GBMS})$
Dry Contact	3 outputs, 1 input
Design life	15 years

## Module size



## Rack

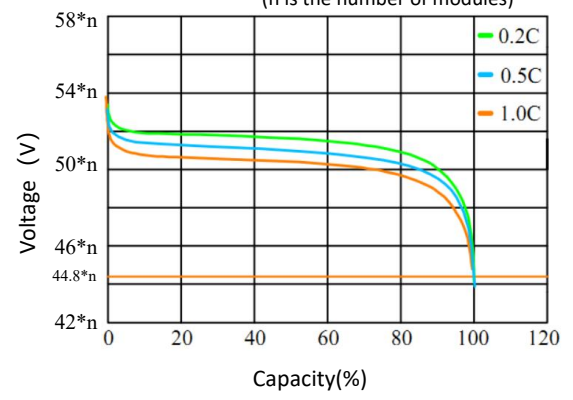


Rack TPL70(S)

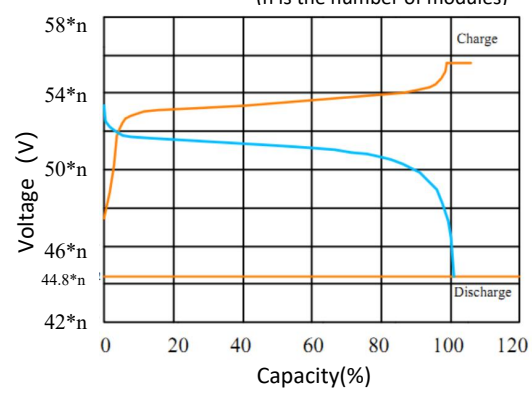
TPL70(S)-with LCD TPL70-without LCD

## Characteristics Curve

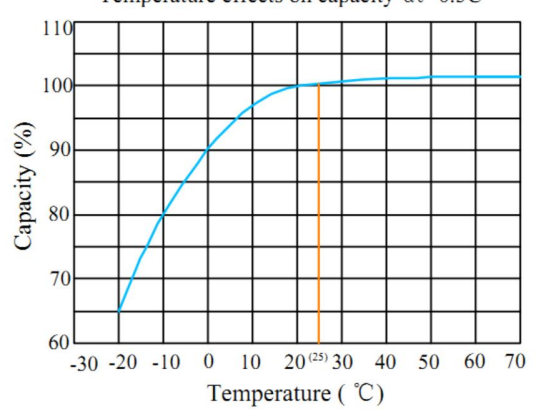
Discharge Performance at 25 °C  
(n is the number of modules)



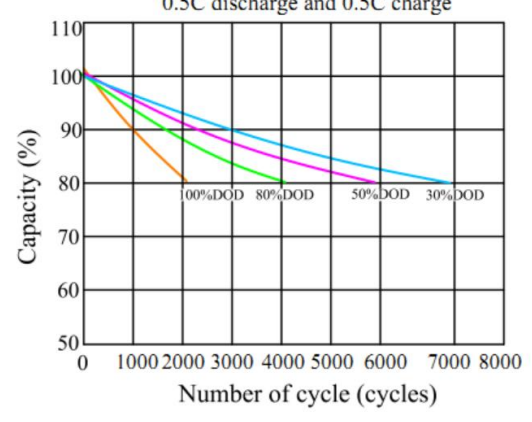
Charge and Discharge at 25 °C, 0.5C  
(n is the number of modules)



Temperature effects on capacity at 0.5C



Cycle life with DOD at 25 °C  
0.5C discharge and 0.5C charge



### SHENZHEN CENTER POWER TECH. CO., LTD.

Copyright ©SHENZHEN CENTER POWER TECH. CO., LTD.2022. All rights reserved.  
Without the written consent of SHENZHEN CENTER POWER TECH. CO., LTD., no unit or individual is allowed to extract or copy part or all of the contents of this manual without authorization, and it is not allowed to disseminate it in any form.

**Disclaimer:** This manual is as comprehensive and detailed as possible on the basis of existing materials, but the company reserves the final right to data, parameters and other information. No further notice!  
The right of final interpretation belongs to SHENZHEN CENTER POWER TECH. CO., LTD..

Call +86-755 6685 1118  
Fax +86-755 6685 0678  
E-Mail sales@vision-batt.com  
Website www.vision-batt.com



WeChat official account