

# EFB55530



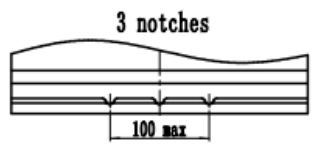
# DATA SHEET



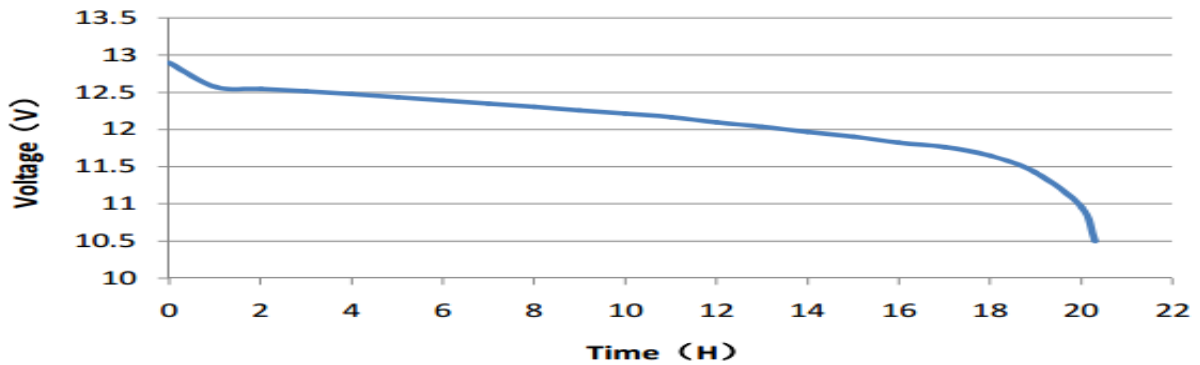
Case : Black  
Cover : Black  
Handle : Black

PERFORMANCE	
Nominal Voltage [V] :	12
Capacity [Ah] :	60
Reserve Capacity [min] :	100
Cold Cranking Amps (SAE) [A] :	730
EN :	660

DIMENSIONS AND WEIGHT	
Length [mm] ( $\pm 1.5$ ) :	242
Width [mm] ( $\pm 1.5$ ) :	175
Height [mm] ( $\pm 1.5$ ) :	
Total Height [mm] ( $\pm 1.5$ ) :	190
Battery Weight [kg] ( $\pm 0.75$ ) :	17.4

Terminal Layout / Polarity	Terminal Type	Base Hold Down
		B 01 

### 20HR Capacity Test Graph



### Cold Cranking Test Graph (-18°C, 850CCA)

